

Scott County Public Schools

Mr. John I.
Ferguson

Region VII
Superintendent
of the Year

— Every Child, —
Every Opportunity

**SUPERINTENDENT'S
ANNUAL REPORT**

2019



Scott County School Board

2018-2019

Beverly Stidham,
Clerk of the Board

Angie Johnson,
Deputy Clerk of the Board

David Templeton District 1
592 Little Valley Road
Gate City, VA 24251
276-386-2908 (H)
david.templeton@scottschools.com

William R. Quillen, Jr. District 4
P.O. Box 983
Gate City, VA 24251
423-335-0028 (C)
bill.quillen@scottschools.com

L. Stephen Sallee District 2
3725 Lunsford Mills Road
Hiltons, VA 24258
276-386-3301 (H)
steve.sallee@scottschools.com

Gail L. McConnell District 5
5875 River Bluff Road
Fort Blackmore, VA 24250
276-467-2259(H)

Linda Gillenwater District 3
194 Tractor Drive
Gate City, VA 24251
276-452-4124 (H)
linda.gillenwater@scottschools.com

Larry Horton District 6
12142 Fairview Road
Blackwater, VA 24221
276-940-2810 (H)

In compliance with the Executive Order 11246; Title II of the Education Amendments of 1976; Title VI of the Civil Rights Act of 1972; Title IX Regulation 1964 and Implementing Education Amendments of 1972; Section 504 of the Rehabilitation Act of 1973; the Genetic Information Nondiscrimination Act (GINA) of 2008 and all other Federal, State, School rules, laws, regulations, and policies, Scott County Public Schools shall not discriminate on the basis of race, color, religion, national origin, political affiliation, gender/sex (including pregnant and parenting students), age, marital status, disability, or genetic information in any educational program including vocational education for career and technical students, daily activities or extra-curricular activities, or the admission to such programs or activities, and provides equal access to the Boy Scouts and other designated youth groups.

El Distrito Escolar Scott County no discrimina por motivos de raza, religión, color, origen nacional, genero, sexo (incluyendo a las mujeres embarazadas y padres), edad, estado civil, información genética, discapacidad, o edad en la prestación de servicios de educación, actividades y programas, incluyendo programas vocacionales, de acuerdo con el Título VI de los Derechos Civiles la Ley de 1964, según enmienda, Titulo IX de las Enmiendas Educativas de 1972, y la Sección 504 de la Ley de Rehabilitación de 1973, según enmendada. El Coordinadora del distrito del Titulo IX, Brenda Robinette, La Coordinadora de las Sección 504 es la, Jason Smith.

Scott County School Board Office
340 East Jackson Street
Gate City, VA 24251

Phone: 276-386-6118
Fax: 276-386-2684

Celebrating Our Superintendent



John I. Ferguson's Career

September, 2011 – present	Superintendent	Scott County Public Schools
May, 2011 – September, 2011	Interim Superintendent	Scott County Public Schools
July, 2009 – April, 2011	Assistant Superintendent	Scott County Public Schools
April, 2006 – July, 2009	Principal	Gate City Middle School
July, 2005 – March, 2006	Principal	Fort Blackmore Primary
August, 2003 – July, 2005	Assistant Principal	Twin Spring High School
August, 2003 – July, 2005	Athletic Director/Coach	Twin Springs High School
August, 1998 – July, 2003	Assistant Principal/Teacher	Gate City Middle School
August, 1998 – July, 2002	Coach	Gate City High School
August, 1991 – July, 1998	Teacher	Shoemaker Elementary
August, 1991 – July, 1998	Coach	Gate City High School



PRIORITIES

Mission Statement:

To develop lifelong learners who value themselves and others, contribute to their community, and are career and college ready.



1

High Academic
Standards

2

Career/College
Readiness

3

Communication/
Community
Involvement

4

Social and
Emotional

Per Pupil Expenditure

Actual

Estimate

Projected

2017 – 2018

SOURCES OF FINANCIAL SUPPORT	3431.49 ADM	PER PUPIL EXPENDITURE
STATE FUNDS	\$24,095,975.44	\$7,022.02
SALES TAX	\$3,138,024.00	\$914.48
FEDERAL FUNDS	\$5,744,016.39	\$1,673.91
LOCAL FUNDS	\$6,580,574.82	\$1,917.70
TOTAL SCHOOL OPERATING & CAFETERIA FUND EXPENDITURES	\$39,558,590.65	\$11,528.11

2018 - 2019

SOURCES OF FINANCIAL SUPPORT	3390.20 ADM	PER PUPIL EXPENDITURE
STATE FUNDS	\$24,994,105.89	\$7,372.45
SALES TAX	\$3,426,755.20	\$1,010.79
FEDERAL FUNDS	\$4,805,912.13	\$1,417.59
LOCAL FUNDS	\$6,063,120.91	\$1,788.43
TOTAL SCHOOL OPERATING & CAFETERIA FUND EXPENDITURES	\$39,289,894.13	\$11,589.26



2019 - 2020

SOURCES OF FINANCIAL SUPPORT	3352.30 ADM	PER PUPIL EXPENDITURE
STATE FUNDS	\$25,499,682.00	\$7,606.63
SALES TAX	\$3,487,232.00	\$1,040.25
FEDERAL FUNDS	\$4,432,397.00	\$1,322.20
LOCAL FUNDS	\$6,315,687.00	\$1,883.98
TOTAL SCHOOL OPERATING & CAFETERIA FUND EXPENDITURES	\$39,734,998.00	\$11,853.06

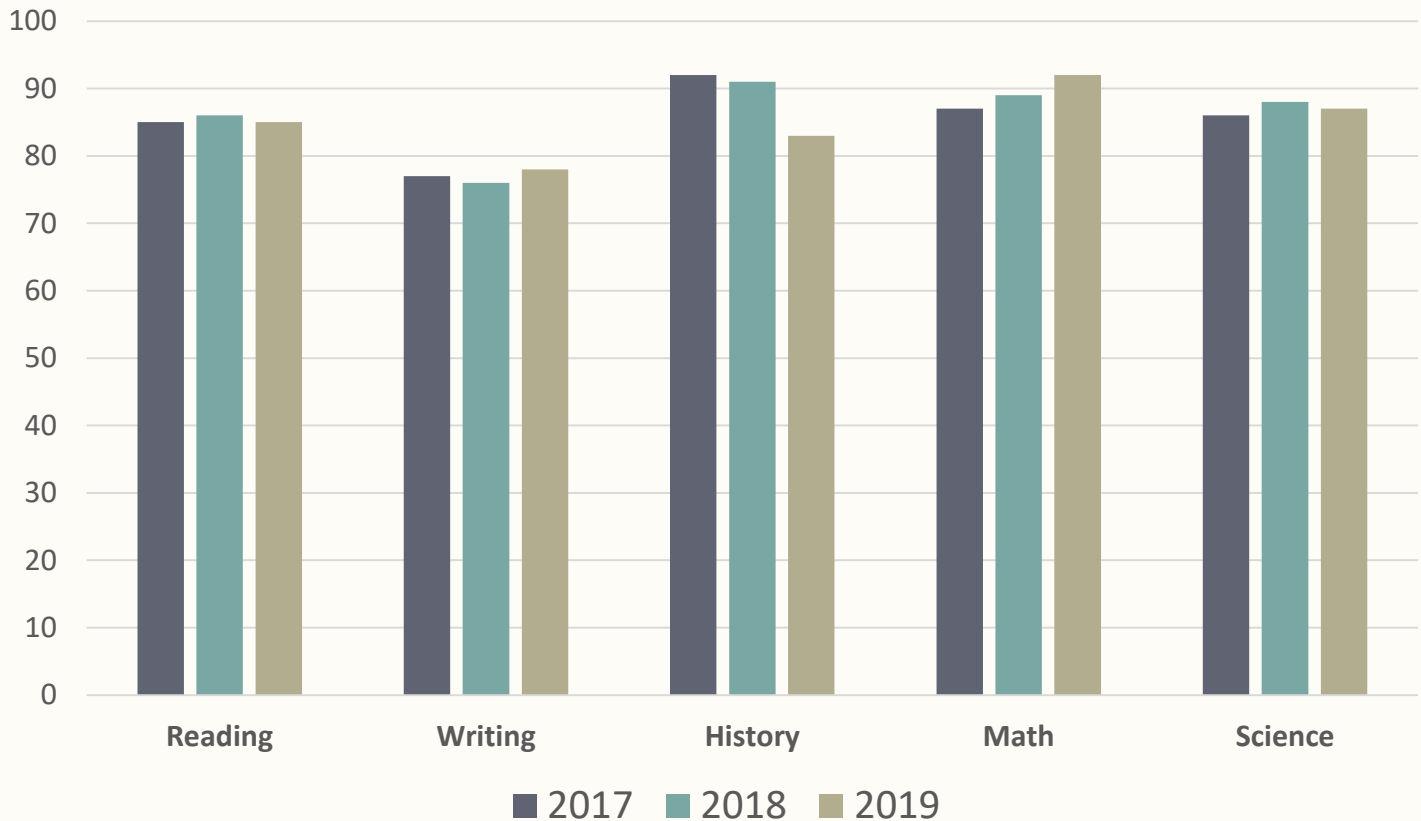
The Power of One

One act of kindness, one word of encouragement, or one gesture of genuine love can change the trajectory of someone's life.

Manny Scott



Standards of Learning Assessments



Course Pass Rates and State Ranks

Writing

Writing Gr 8	2011	2012	2013	2014	2015	2016	2017	2018	2019
	90.88%	89.93%	74.11%	74.24%	70.38%	73.50%	74.60%	68.90%	74.49%
	33rd	33rd	28th	19th	51st	35th	39th	59th	23rd
Writing Gr 11	2011	2012	2013	2014	2015	2016	2017	2018	2019
	94.35%	95.52%	89.36%	87.59%	88.81%	84.50%	79.40%	88.19%	97.14%
	42nd	24th	32nd	26th	11th	44th	82nd	29th	6th

Reading

Reading Gr 3	2011	2012	2013	2014	2015	2016	2017	2018	2019
	89.91%	91.83%	71.32%	72.35%	83.04%	89.11%	76.35%	80.90%	84.36%
	17th	16th	58th	39th	18th	5th	49th	16th	12th

Reading Gr 4	2011	2012	2013	2014	2015	2016	2017	2018	2019
	91.81%	92.76%	73.85%	70.97%	80.08%	91.42%	85.54%	86.75%	85.28%
	25th	18th	42nd	56th	43rd	4th	21st	10th	9th

Reading Gr 5	2011	2012	2013	2014	2015	2016	2017	2018	2019
	95.10%	94.50%	80.18%	71.49%	81.25%	87.45%	89.02%	84.68%	86.27%
	5th	12th	22nd	66th	36th	13th	9th	30th	14th

Reading Gr 6	2011	2012	2013	2014	2015	2016	2017	2018	2019
	92.45%	94.04%	74.65%	83.04%	88.16%	84.44%	90.16%	88.77%	86.45%
	16th	16th	41st	7th	3rd	16th	3rd	9th	11th

Reading Gr 7	2011	2012	2013	2014	2015	2016	2017	2018	2019
	91.58%	93.14%	80.61%	77.62%	87.39%	86.94%	86.69%	88.57%	83.33%
	29th	15th	24th	46th	18th	22nd	28th	7th	35th

Reading Gr 8	2011	2012	2013	2014	2015	2016	2017	2018	2019
	94.12%	93.21%	74.47%	67.93%	77.27%	75.85%	75.89%	77.95%	82.45%
	19th	17th	29th	57th	43rd	48th	52nd	46th	13th

Reading Gr 11	2011	2012	2013	2014	2015	2016	2017	2018	2019
	98.18%	95.77%	88.77%	93.55%	92.88%	93.10%	92.16%	92.40%	90.09%
	8th	30th	54th	17th	20th	13th	19th	12th	21st

Science Gr 5	2011	2012	2013	2014	2015	2016	2017	2018	2019
	94.37%	95.58%	91.63%	82.81%	91.41%	92.75%	88.26%	88.26%	88.28%
	7th	2nd	3rd	10th	5th	2nd	12th	14th	16th

Science Gr 8	2011	2012	2013	2014	2015	2016	2017	2018	2019
	96.64%	96.72%	85.46%	75.52%	77.85%	84.55%	82.14%	82.68%	84.84%
	11th	16th	17th	49th	62nd	27th	38th	24th	22nd

Earth Science	2011	2012	2013	2014	2015	2016	2017	2018	2019
	94.18%	96.01%	91.38%	90.78%	91.16%	89.40%	90.28%	91.14%	90.26%
	23rd	18th	8th	14th	15th	24th	23rd	10th	16th

Biology	2011	2012	2013	2014	2015	2016	2017	2018	2019
	97.79%	96.27%	81.55%	83.96%	86.64%	90.18%	82.39%	84.42%	84.48%
	7th	12th	65th	54th	39th	19th	65th	49th	49th

Chemistry	2011	2012	2013	2014	2015	2016	2017	2018	2019
	98.25%	99.25%	93.75%	99.15%	85.00%	82.98%	90.24%	94.93%	NA
	20th	16th	27th	5th	93rd	92nd	66th	20th	NA

Science

Mathematics

Math Gr 3	2011	2012	2013	2014	2015	2016	2017	2018	2019
	96.92%	66.80%	70.88%	66.54%	89.58%	92.49%	80.75%	87.12%	93.01%
	15th	32nd	22nd	58th	5th	4th	34th	5th	9th

Math Gr 4	2011	2012	2013	2014	2015	2016	2017	2018	2019
	91.13%	68.66%	64.06%	83.74%	86.64%	96.63%	91.77%	91.87%	89.39%
	43rd	61st	97th	31st	41st	2nd	6th	9th	30th

Math Gr 5	2011	2012	2013	2014	2015	2016	2017	2018	2019
	97.19%	71.48%	79.46%	68.15%	85.21%	86.59%	91.32%	89.20%	91.44%
	2nd	41st	17th	81st	32nd	21st	12th	9th	16th

Math Gr 6	2011	2012	2013	2014	2015	2016	2017	2018	2019
	84.89%	86.62%	89.35%	91.07%	91.13%	92.97%	91.32%	92.42%	90.44%
	9th	14th	12th	5th	13th	12th	12th	9th	13th

Math Gr 7	2011	2012	2013	2014	2015	2016	2017	2018	2019
	80.57%	61.90%	62.03%	66.90%	83.48%	79.75%	78.31%	84.49%	89.59%
	38th	33rd	44th	50th	18th	27th	29th	5th	9th

Math Gr 8	2011	2012	2013	2014	2015	2016	2017	2018	2019
	98.16%	75.72%	69.72%	74.56%	84.32%	84.98%	91.73%	89.33%	91.80%
	2nd	14th	25th	32nd	15th	14th	3rd	6th	5th

Algebra I	2011	2012	2013	2014	2015	2016	2017	2018	2019
	98.59%	89.09%	85.20%	84.98%	88.97%	87.27%	82.90%	84.87%	93.44%
	11th	6th	18th	29th	23rd	37th	52nd	35th	14th

Algebra II	2011	2012	2013	2014	2015	2016	2017	2018	2019
	95.02%	61.01%	65.53%	67.65%	90.74%	96.84%	98.24%	94.23%	97.52%
	38th	78th	103rd	117th	49th	25th	4th	28th	14th

Geometry	2011	2012	2013	2014	2015	2016	2017	2018	2019
	93.98%	88.69%	86.47%	91.33%	79.25%	93.79%	77.94%	92.20%	91.60%
	7th	7th	10th	5th	53rd	3rd	59th	5th	17th

VA Studies	2011	2012	2013	2014	2015	2016	2017	2018	2019
	91.44%	97.74%	94.62%	88.72%	95.42%	97.74%	92.18%	95.97%	90.15%
	60th	8th	13th	45th	6th	2nd	22nd	4th	12th

Civics & Econ	2011	2012	2013	2014	2015	2016	2017	2018	2019
	87.28%	90.94%	90.48%	87.23%	91.52%	88.89%	87.40%	91.46%	85.66%
	31st	17th	19th	28th	18th	42nd	48th	19th	34th

World History I	2011	2012	2013	2014	2015	2016	2017	2018	2019
	85.65%	91.90%	97.06%	88.98%	98.76%	96.20%	97.57%	95.12%	84.09%
	33rd	9th	2nd	29th	2nd	3rd	2nd	5th	28th

Geography	2011	2012	2013	2014	2015	2016	2017	2018	2019
	91.79%	95.40%	91.23%	89.44%	93.42%	93.10%	89.16%	88.29%	67.94%
	24th	17th	19th	25th	21st	23rd	28th	22nd	48th

VA & US History	2011	2012	2013	2014	2015	2016	2017	2018	2019
	93.96%	95.13%	86.62%	89.81%	93.00%	93.08%	94.94%	86.64%	69.70%
	5th	3rd	52nd	28th	9th	7th	6th	35th	43rd

History

Virginia State SOL Ranking



ALL SOL Tests		
Year	Pass Rate	Rank
2019	87.12%	7th
2018	87.50%	6 th
2017	86.71%	11th
2016	88.78%	7th
2015	85.94%	10th
2014	81.37%	22nd
2013	81.80%	19th
2012	88.77%	8th
2011	92.67%	5th

Reading	Year	2011	2012	2013	2014	2015	2016	2017	2018	2019
	All	10th	9th	31st	30th	18th	8th	15th	11th	9th
	Econ Dis	3rd	4th	6th	6th	3rd	5th	8th	3rd	4th
	SPED	9th	9th	34th	7th	6th	7th	20th	8th	7th

Writing	Year	2011	2012	2013	2014	2015	2016	2017	2018	2019
	All	19th	12th	20th	45th	32nd	32nd	60th	59th	34th
	Econ Dis	6th	3rd	3rd	9th	9th	13th	37th	44th	27th
	SPED	15th	17th	19th	46th	16th	46th	84th	40th	71st

History	Year	2011	2012	2013	2014	2015	2016	2017	2018	2019
	All	9th	3rd	12th	18th	4th	4th	7th	7th	34th
	Econ Dis	2nd	2nd	2nd	4th	2nd	2nd	2nd	1st	19th
	SPED	3rd	1st	13th	16th	3rd	5th	35th	10th	32nd

Math	Year	2011	2012	2013	2014	2015	2016	2017	2018	2019
	All	6th	20th	26th	23rd	12th	5th	8th	3rd	5th
	Econ Dis	2nd	6th	6th	4th	4th	3rd	4th	2nd	5th
	SPED	7th	10th	21st	3rd	4th	4th	6th	4th	5th

Science	Year	2011	2012	2013	2014	2015	2016	2017	2018	2019
	All	2nd	5th	8th	11th	25th	13th	26th	11th	14th
	Econ Dis	1st	3rd	2nd	2nd	15th	8th	14th	3rd	10th
	SPED	7th	10th	6th	25th	40th	28th	52nd	16th	31st



SCCTC CAREER CLUSTERS AND PATHWAYS OF TRAINING

Career Cluster	Career Pathways
Agriculture, Food, and Natural Resources	Animal Systems Natural Resources Systems Plant Systems
Architecture and Construction	Design and Pre-Construction Construction
Arts, Audio/Video Technology, and Communications	Performing Arts Printing Technology
Education and Training	Teaching and Training
Finance	Accounting Banking Services Business Finance Insurance Securities and Investments
Health Sciences	Therapeutic Services Support Services
Hospitality and Tourism	Recreation, Amusements and Attractions Restaurants and Food and Beverage Services
Human Services	Early Childhood Development Services Family and Community Services
Information Technology	Information Support and Services Network Systems Programming and Software Development Web and Digital Communication
Manufacturing	Maintenance, Installation and Repair Production
Science, Technology, Engineering, and Mathematics	Engineering and Technology
Transportation, Distribution, and Logistics	Facility and Mobile Equipment Maintenance


SCCTC Course Offerings



1 block course offerings

- Culinary Arts (I) 9-12th
- Drama (I) 12th
- Early Childhood Education (I) 10-12th
- Engineering Design (I) 9-12th
- Intro. to Health and Medical (I) 9-12th
- Technical Drawing and Design (I) 9-12th

CTE	2018-2019	2017-2018	2016-2017	2015-2016	2014-2015	2013-2014	2012-2013	2011-2012
Number of CTE Completers	222	222		230	226	237	232	266
National Occupational Competency Testing Institute (NOCTI) Assessments	11	16		3	19	0	0	11
State Licensures	19	18		20	5	6	11	18
Industry Certification	533	473		491	521	289	297	251
Workplace Readiness	58	74	27	57				



2 block course offerings

- Automotive Technology (I, II, III)
- Auto Body Technology (I, II, III)
- Cosmetology (I, II, III)
- Carpentry (I, II, III)
- Nurse Aide (I, II)
- Electricity and Cabling (I, II, III)
- Equine Management (I)
- Graphic Imaging Technology (I, II, III)
- Green House Management (I)
- Horticulture (I)
- HVAC (I, II)
- Landscaping (I)
- Outdoor Parks and Rec. (I)
- Small Animal Care (I, II)
- Sports Medicine (I, II)
- Veterinary Science (I)
- Welding (I, II, III)

Our partnership with Mountain Empire Community College, A. Linwood Holton Governor's School, and Elite Learning/SVETN has allowed Scott County Public Schools to offer the following, but not limited to, Dual Enrollment courses listed below:

ADJ 100	Survey Criminal Justice	ADJ 107	Survey of Criminology
AST 141	Word Process I	BIO 101	Gen Biology I
BIO 102	Gen Biology II	BIO 141	Human Anatomy and Physiology I
BIO 142	Human Anatomy and Physiology II	BIO 231	Anatomy and Physiology I
BUS 100	Introduction to Business	BUS 241	Business Law I
BUS 242	Business Law II	BUS 280	Introduction to International Business
CHD 120	Introduction to Early Childhood Education	EGR 125	Introduction to Engineering Methods
EGR 127	Introduction to Computer Programming	ENG 111	College Composition I
ENG 112	College Composition II	ENG 211	Creative Writing I
ENG 212	Creative Writing II	ENV 220	Environmental Problems
FIN 107	Personal Finance	HCT 101	Health Care Technician I
HCT 102	Health Care Technician II	HIS 121	US History I
HIS 122	US History II	HIS 101	History of Western Civilization I
HIS 102	History of Western Civilization II	HIS 111	History of World Civilization I
HIS 112	History of World Civilization II	HIS 205	Local History
HIS 269	Civil War and Reconstruction	HIS 270	America in the Gilded Age
HLT 105	Cardiopulmonary Resuscitation	HLT 100	First Aid in CPR
HLT 130	Diet Therapy	HLT 145	Ethics for Health Care Personnel
IND 160	Introduction to Robotics	ITD 110	Web Page Design I
ITE 105	Careers and Cyber Ethics	ITE 119	Information Literacy
ITE 170	Multimedia Software	ITE 270	Advanced Multimedia Development
ITN 154	Networking Fundamentals	ITN 155	Introduction to Routing- CISCO
ITN 156	Basic Switch & Routing- CISCO	ITN 157	WAN Technologies- CISCO
MTH 161	Pre-Calculus I	MTH 162	Pre-Calculus II
MTH 263	Calculus I	MTH 241	Statistics I
MTH 242	Statistics II	MTH 158	College Algebra
MTH 146	Introduction to Elementary Statistics	NAS 131	Astronomy I
NAS 132	Astronomy II	PHY 121	Principles of Physics I
PHY 122	Principles of Physics II	PLS 211	U.S. Government I
PLS 212	U.S. Government II	PSY 200	Principles of Psychology
SOC 200	Principles of Sociology	WEL 100	Fund Welding
WEL 124	Arc Welding II	WEL 160	Semi-Auto Welding



Scott County Career and Technical Center

Student Organizations and Leadership Programs

Skills USA Competition

Year	District Student Participants	District Medals	State Student Participants	State Medals
2011-2012	11	11	11	0
2012-2013	11	11	8	2
2013-2014	10	6	5	0
2014-2015		5	5	3
2015-2016	27	8	8	0
2016-2017	15	8	6	2
2017-2018	17	6	6	1
2018-2019	17	9	7	1

FCCLA Leadership Conference Competition

Year	State Student Participants	State Medals	National Participation/ Medals
2013-2014	37	11	11
2014-2015	25	9	9
2015-2016	22	12	12
2016-2017	23	2	2
2017-2018	19	6	2
2018-2019	40	34	27/18

FFA Competition

Year	Competition Student Participants	Awards
2015-2016	10	0
2016-2017	6	3
2017-2018	8	5
2018-2019	0	0

FCCLA State Leadership Positions

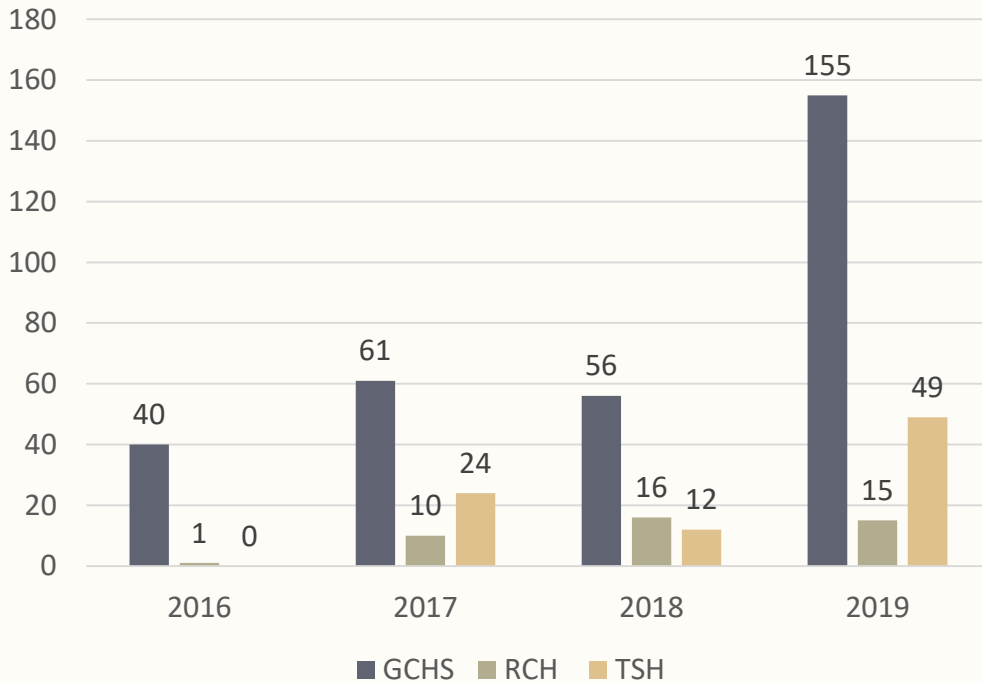
John Dalton Ferguson	2012/13 Virginia FCCLA Vice President of Programs
Kaitlyn Lane	2013/14 Virginia FCCLA Vice President of Parliamentary Law
Emily Mays	2014/15 Virginia FCCLA 1 st Vice President
Brooklyn Hensley	2015/16 Virginia FCCLA Vice President of Parliamentary Law
Marah Mullins	2016/17 Virginia FCCLA Vice President of Parliamentary Law
Hanna Musick	2017/18 Virginia FCCLA Vice President of Competitive Events
Marah Mullins	2018/19 Virginia FCCLA State President
Hannah Musick	2019/20 Virginia FCCLA First Vice President

SCOTT COUNTY CAREER & TECHNICAL CENTER

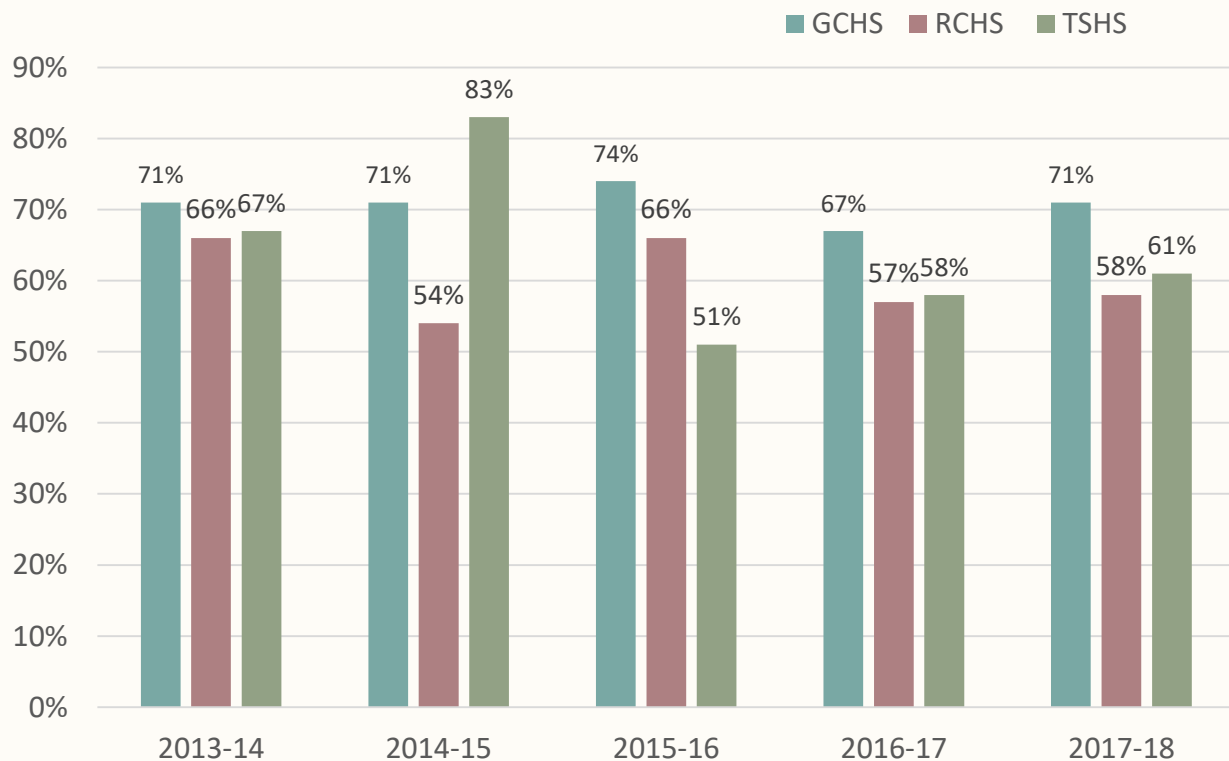
CTE ANNUAL PERFORMANCE REPORT

	2017-2018		2016-2017	
Standard	Scott County	State	Scott County	State
#1: Completed CTE program/enrolled in academic course will attain passing score on end-of-course testing in reading.	98.17%	85%	99.07%	98.95%
#2: Completed CTE program/ enrolled in academic course will attain passing score on end-of-course test in Mathematics.	99.10%	85%	100%	99.11%
#3: Students who attained 80% of the essential competencies on the state provided industry-validated competency lists.	100%	92%	99.53%	97.12%
#4: Student completers participating in State recognized credentialing test.	95.95%	82%	96.74%	92.87%
#5: Student completers taking and passing a State recognized credentialing test.			97.12%	89.62%
#6: Completed a CTE program and graduated from secondary education.	98.67%	96.50%	98.62%	98.76%
#7: Number of CTE students who earned an Advanced or standard diploma	92.79%	93.50%	94.42%	87.30%
#8: Students who successfully transitioned from school to employment, military, or further education.	98.91%	93.50%	98.62%	95%
#9: Response rate to CTE student follow-up survey	85.12%	75%	81.39%	76.23%
#10: Total enrollment rates in the state-identified courses for nontraditional-career participation of the gender that comprises of less than 25%	36.30%	31.50%	33.41%	30%
#11: Total completion rate in the state-identified courses for nontraditional career preparation of the gender that comprises of less than 25%	47.51%	28%	27.17%	26%

WORK KEYS



GRADUATES ATTENDING TWO OR FOUR YEAR COLLEGES



Gifted Program

The Gifted Program, Gifted and Talented Education (GATE) of Scott County Public Schools incorporates the district standards and benchmarks at a rate and level commensurate with the student's learning abilities. A gifted/talented student is a child or youth who performs at or shows the potential for performing at a remarkably high level of accomplishment when compared to others of the same age, experience, or environment. A gifted/talented student exhibits high performance capability in an intellectual, creative, or artistic area; possesses an unusual capacity for leadership; or excels in a specific academic field. Scott County Public Schools believe in the importance of providing a program for gifted students which allows for differentiated learning experiences to meet the needs of students from all ethnic and socio-economic groups. Some strategies used to assist students in achieving; include, but are not limited to: independent study, classroom adaptations, curriculum compacting, acceleration, and enrichment. GATE provides a learning environment which compliments as well as extends the existing curriculum of the county's schools.

Valid and systematic identification, including multiple selection criteria, are used in identifying gifted students from the K-12 student population. To ensure that a qualitatively differentiated program is provided, gifted education includes curriculum to meet both the cognitive and social/emotional needs of students. Support services, including materials and staff are provided. Services provided through GATE will enable gifted students to demonstrate skills in communication, problem solving, and self-directed learning that reflects individual uniqueness. GATE is designed to assist students in reaching their greatest potential/cognitive needs so that they may develop maximum knowledge, skills, and abilities in becoming lifelong learners and responsible citizens. Curriculum is chosen to provide challenging and unique opportunities in order to maximize learning potential. Scott County Public School's Vision is: "Every Student, Every Opportunity."





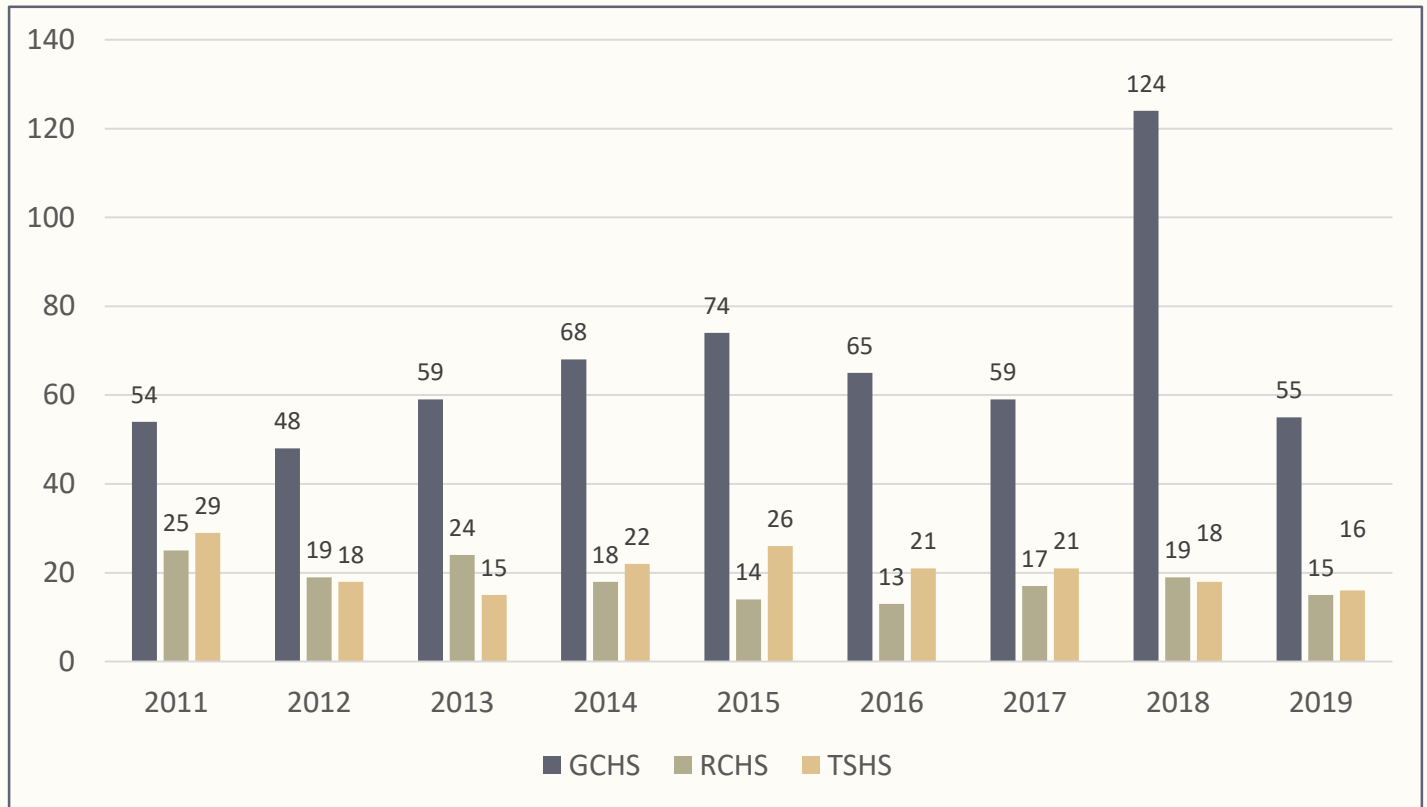
GATE strives to meet the needs of each diverse learner by:

- Understanding the needs of each student
 - Planning to meet those needs
 - Identifying each student's interests
- Challenging each student to reach their fullest potential
 - Providing appropriate resources
 - Instructing with flexibility
- Adjusting pacing, providing flexible groupings, and allowing for acceleration



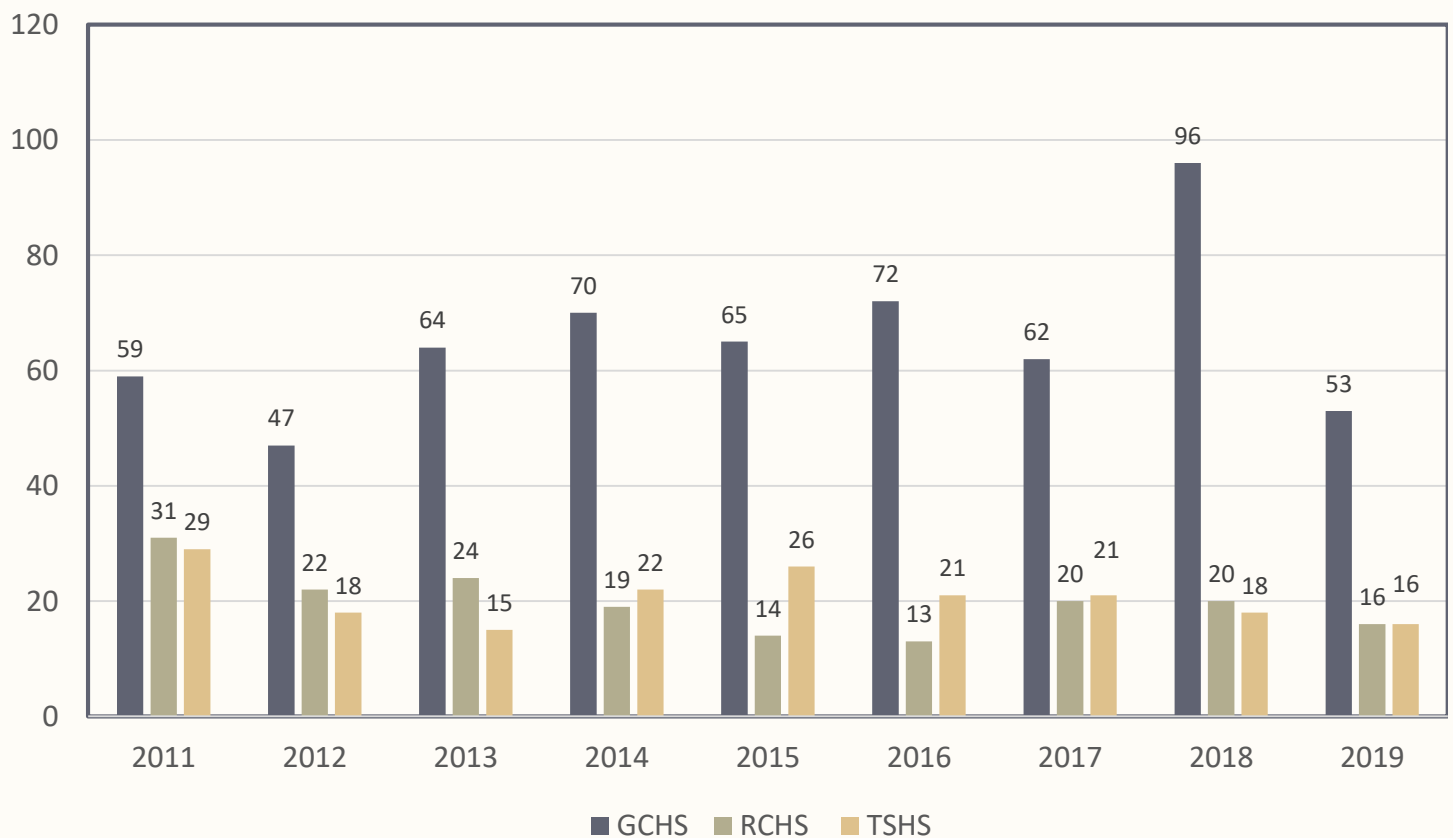
NUMBER OF TN/VA SCHOLARS GRADUATES

80 COMMUNITY SERVICE HOURS REQUIRED

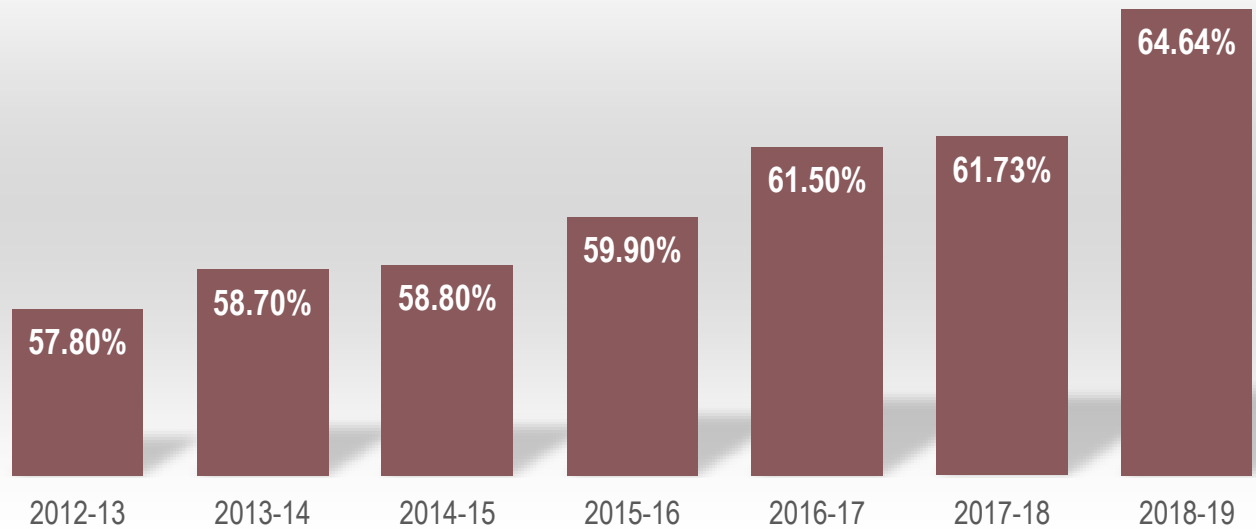


AIMS SCHOLARS

20 COMMUNITY SERVICE HOURS REQUIRED



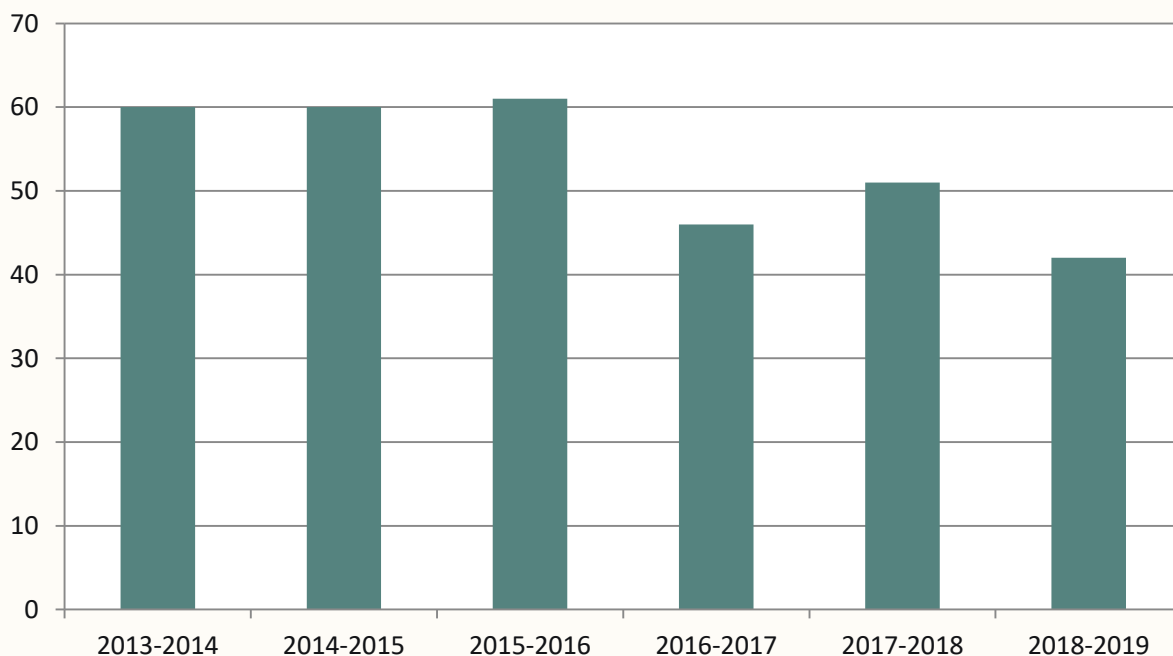
FREE & REDUCED PERCENTAGE



ALTERNATIVE EDUCATION

The Renaissance Program was developed to positively affect the lives of students who are at-risk of dropping out of school because of multiple factors. Students who are enrolled in this program are expected to meet the same requirements as students who participate in the general curriculum.

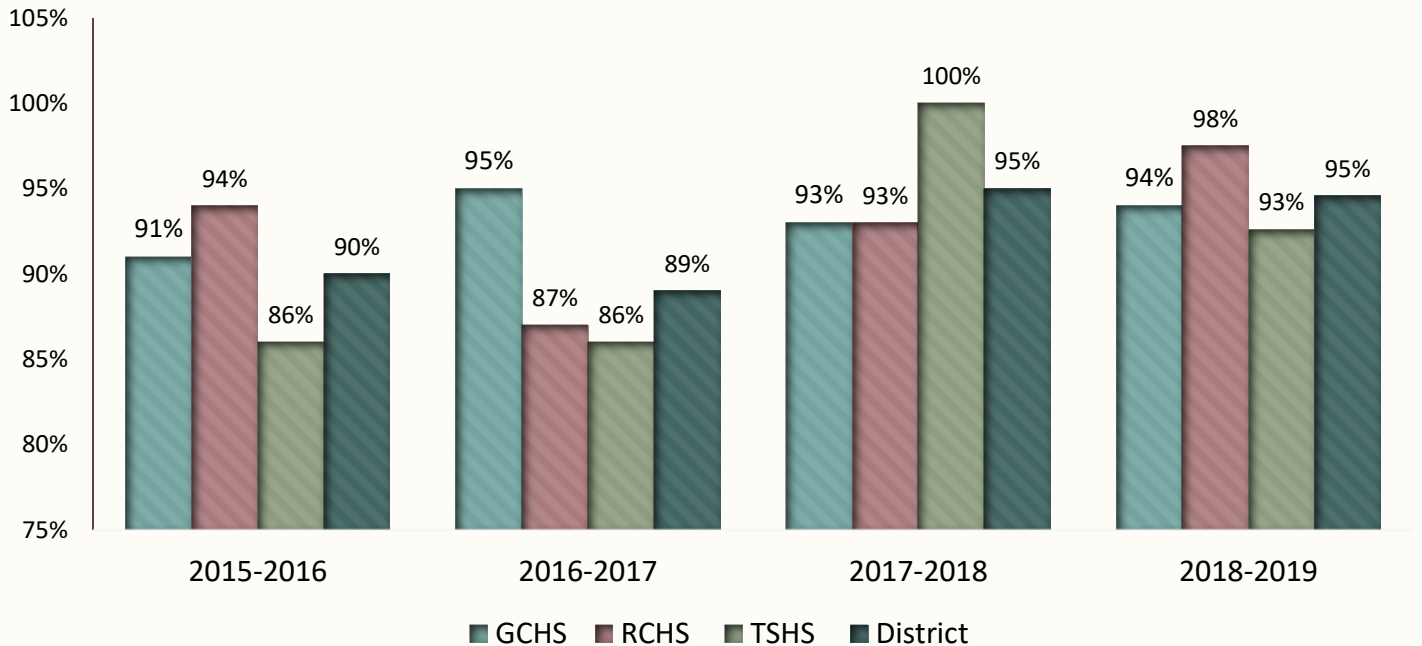
Number Served at Renaissance Program



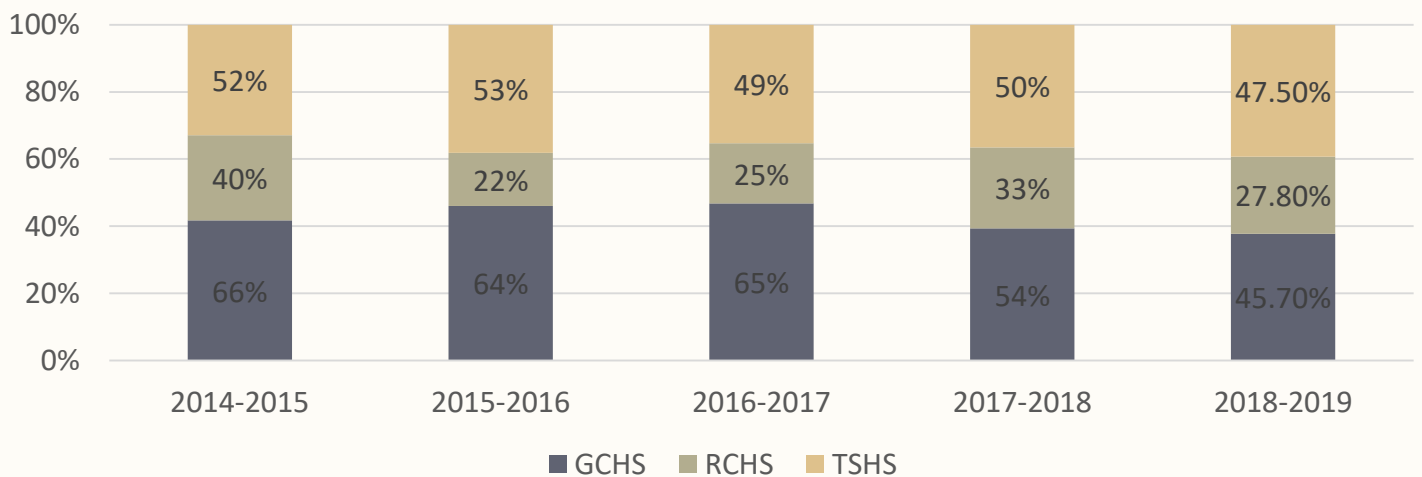
DUAL ENROLLMENT CREDITS

SCHOOL YEAR	DISTRICT	GCHS	TSHS	RCHS
2014-15	3362	2515	470	377
2015-16	3397	2710	326	361
2016-17	3425	2618	299	508
2017-18	3879	2905	416	558
2018-19	3622	2641	419	562

GRADUATION RATE



ADVANCED STUDIES DIPLOMA



Pre-Kindergarten Program

- 6 classrooms
 - Duffield Primary
 - Hilton Elementary
 - Nickelsville Elementary
 - Shoemaker Elementary
 - Weber City Elementary
 - Yuma Elementary
- 102 students
- Uses Virginia's Foundation Blocks for Early Learning to guide the curriculum
- Supported by the Virginia Preschool Initiative



Scott County Public School Statistics

- 3,388 students (*March ADM*)
- 659 people employed; including Head Start (full & part time)
- 329 full time teachers and administrators
- \$42,064 annual, average ten-month salary



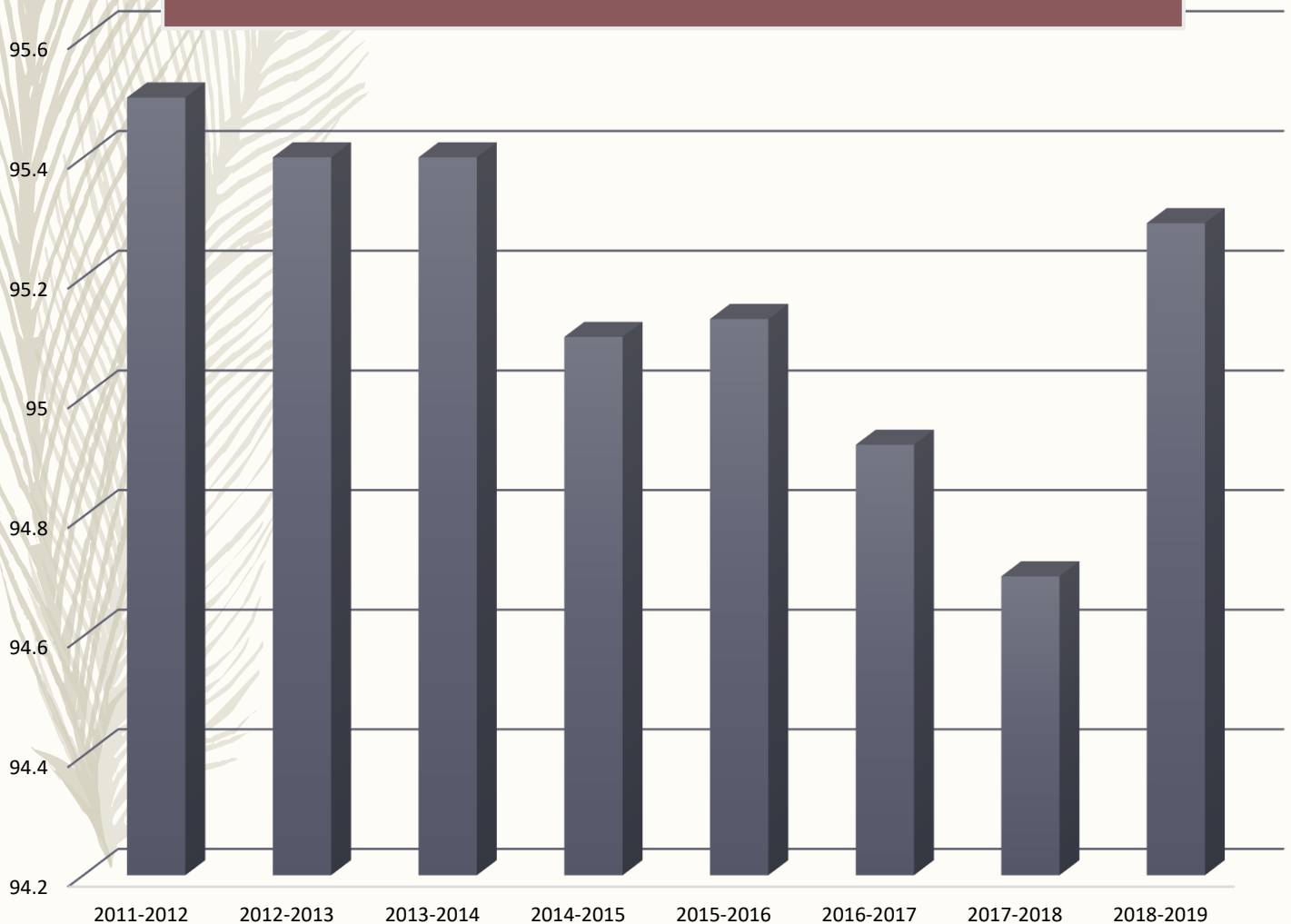
2018-2019 School Maintenance Projects


- Installed new below grade, storm drain lines to repair clogged lines in the café at Dungannon Intermediate
- Assisted contractors with the demolition and rebuild of Weber City Elementary South Gym wall
- Installed guard rails on the new barn for the Veterinarian Classroom at Scott County Career & Tech
- Installed new LED bulbs for Gate City Middle gym, Rye Cove High gym, and Twin Springs High old gym
- Installed new metal soffit at the Scott County Career & Tech Building II
- Installed new stage lighting for Yuma Elementary School
- Installed new grow lights at Dungannon Intermediate as part of a grant for growing plants and vegetables
- Installed a new split system AC unit, duct work, and modified drop ceiling for Twin Springs High Band room
- Installed new partition walls for the 1st floor restrooms at Gate City Middle
- Installed new partition walls for the boys and girls restroom at Rye Cove High
- Removed all flooring and installed new subflooring and LVT flooring for the auditorium stage at Twin Springs High
- Completed the demolition and rebuild of new indoor batting cage for Gate City High softball
- Replaced 6 VVT boxes on the HVAC ventilation system at Gate City Middle
- Installed new drop ceiling and LED lighting at SCCTC Building II rooms 203-211. Contractors removed asbestos tile and School Maintenance installed new flooring and base molding in room 203
- Assisted contractors install mitigation systems at Nickelsville Elementary, Rye Cove Intermediate, and Twin Springs High
- Developed a plan and started completing lead water testing at all schools
- Removed some landscaping as requested, installed new outdoor volleyball poles, installed exterior exercise equipment, worked on dugouts, replaced basketball goals, assisted contractor with new awning installation, and poured new concrete sidewalk for car riders at Rye Cove Intermediate
- Replaced walk-in cooler condensing unit for Rye Cove High
- Installed new split system AC unit, duct work, and replaced ceiling tile for rooms 124/127 at Gate City High

- Removed walls from three rooms to make 1 large classroom to allow for classroom instruction at Alt Ed
- Completed grade work needed for contractor paving at Gate City High and Weber City Elementary
- Purchased the material and built a new outdoor covered shelter for Shoemaker Elementary
- Removed the old Scoreboard and installed the new football scoreboard for Gate City High
- Installed a new heat pump, ductwork, LED lighting, and drop ceiling for Duffield Primary's kitchen
- Purchased and installed a new 16 case milk cooler for Nickelsville Elementary
- Replaced multiple white boards in the classrooms at Shoemaker Elementary
- Installed a new grease trap for the kitchen drain & waste system at Nickelsville Elementary
- Constructed new sheetrock walls, installed new door, receptacles, and LED lighting for an office and conference room at Shoemaker Elementary
- Removed old and installed new plumbing lines at School Board Office
- Repaired roof and installed new metal roof, replaced doors, and installed new vinyl siding on the visiting side press box at Twin Springs High
- Purchased and installed a new double stack oven for Weber City Elementary's kitchen
- Purchased the material, completed the grade work, and installed retaining wall to allow for a new shelter cover over the package sewer plant at Twin Springs High
- Assisted contractors with installation of 24,000 square feet of new roofing for part of Career & Tech Center, and Rye Cove High
- Removed the old coal loader, purchased and installed a new coal hopper loader at Duffield Primary
- Removed the old coal loader and tuyeres, purchased and installed new hopper loader and replaced the #2 boiler tuyeres at Gate City High
- Purchased and installed new tuyeres for #1 & #2 boiler at Rye Cove High
- Purchased and installed new condensate return unit, and new tuyeres for # 2 boiler at Shoemaker Elementary
- Completed boiler preventative maintenance checks on all boilers at each school with coal fired boilers
- Completed preventative maintenance checks on all walk-in coolers and freezers for each school



Student Attendance Rate





Education for ALL

The Scott County School Board has an established program of services for students with disabilities as required by the Individuals with Disabilities Act, Section 504 of the Rehabilitation Act of 1973, and all applicable state and federal law. The program includes a child-find process designed to identify, locate and evaluate those children from birth to 21 inclusive who may have disabilities and may need special education and related services. The School Board ensures that a free appropriate public education is available for all children and youth with disabilities, ages 2 through 21, who are residents of Scott County.

The School Board ensures that students with disabilities and their parents or guardians are guaranteed the appropriate procedural safeguards in the process of identification, evaluation, placement, and provision of an appropriate education program. To the maximum extent appropriate, students with disabilities are educated with children who are not disabled. Prior to the identification, evaluation, placement, or provision of a free appropriate public education to a disabled student, a full explanation of all procedural safeguards is made available to parents.

An Individualized Education Program (IEP) shall be designed and maintained for each child eligible for special education under the Individuals with Disabilities Education Act. The program will be developed in a meeting with the child's teachers, parent(s), the student (when appropriate), a school division representative qualified to provide or supervise the provision of special education services and other individuals at the discretion of the parents or school division in accordance with state and federal law. This IEP shall be reviewed at least annually.

The IEP shall be inclusive of areas specified by state and federal statutes and regulations.

The School Board ensures compliance with the following requirements for special education and will provide support services and programs to achieve the following goals.

- A free appropriate public education will be available for each child, ages 2 to 21, inclusive, residing in the school division (FAPE).
- All children, ages 2 to 21, inclusive, residing in the school division who are disabled and need special education and related services are identified, located, evaluated and placed in an appropriate educational program (Child Identification) consistent with applicable law.
- Children with disabilities and their parents, guardians or surrogates are guaranteed procedural safeguards in the process of identification, evaluation, and educational placements (Procedural Safeguards).
- To the maximum extent appropriate, children with disabilities will be educated with children who are not disabled (LRE).
- Confidential records of children with disabilities shall be properly maintained (Confidentiality).

- Testing and evaluative materials utilized for the purpose of classification and placement of children with disabilities are selected and administered so as not to be racially or culturally discriminatory (Protection in Evaluation Process).
- An individualized education program for each child with disabilities will be maintained (IEP).
- Surrogate parents will be appointed, when appropriate, to act as advocates to serve the educational interest of children, ages 2 to 21, inclusive, who are suspected of being or are determined to be disabled (Surrogates).
- A comprehensive system of personnel development, to include the in-service training of general and special education instructional and support personnel, related to the needs of children with disabilities is provided (CSPD).
- There will be on-going parent or guardian consultation (Parent Involvement).
- A full educational opportunity goal is provided for all children with disabilities from birth to age 21, inclusive, including appropriate career education, prevocational education, and vocational education (Full Opportunity).

Section 504

Section 504 of the Rehabilitation Act of 1973 is a federal civil rights law that prohibits discrimination against individuals on the basis of a disability. Section 504 specifically states that no otherwise qualified individual with a disability shall, solely by reason of his/her disability, be excluded from participation in, be denied the benefits of, or be subjected to discrimination under any program or activity receiving Federal financial assistance. Section 504 requires that the needs of students with disabilities be met adequately as the needs of their non-disabled peers.

As defined in the Rehabilitation Act of 1973 as amended and its implementing regulations (to be referred to as Section 504), a student with a disability is one who: 1) has a physical or mental impairment that substantially limits one or more major life activity; 2) has a record of such impairment; or 3) is regarded as having such an impairment.

For a person to be covered under Section 504, the individual must be otherwise qualified, meaning that a person with a disability must be qualified to do something before the presence of a disability can be a factor in discrimination. Therefore, if a person wants to participate in some activity, but the individual is not otherwise qualified for that activity, not allowing the person to participate would not be considered discrimination.

Although Section 504 and the IDEA are similar in many respects, there are also a number of differences. Some students with qualified disabilities may be protected by Section 504 but not be eligible for services under the IDEA. For eligibility purposes, the IDEA defines specific disabilities and criteria. Eligibility entitles the student to special education (specialized instruction) and related services as described in the student's Individualized Education Program (IEP). On the other hand, Section 504 protects all students with qualified disabilities. A Section 504 Plan is developed for students determined eligible under this statute. Section 504 is a much broader civil rights act when compared with the IDEA, which is an entitlement act.

TECHNOLOGY

During the 2018-2019 school year, Scott County Public Schools (SCPS) expanded on the previous 1:1 Chromebook Initiative by distributing Chromebooks to each fifth and sixth grade student making the 1:1 initiative reach from 5th-12 grades countywide. In addition, classroom sets of Chromebooks were placed in all 3rd and 4th grade classrooms.

A robotics pilot program was started at Weber City Elementary and Hilton Elementary in 5th and 6th grades and at Dungannon Intermediate in 6th and 7th grades. Classrooms were given a Dash Robot, Dot Robot, Kindle Fire tablet, challenge cards, and a Wonder Pack with accessories. Instructional Technology Resource Teachers assisted teachers with getting students familiar with coding using online resources like Code.org, Tynker, and Code Combat. After students had some block coding experience, they were paired together with classmates to being working through the Wonder curriculum and programming the robots. At the end of the year, students were able to show case their knowledge with a presentation in front of their peers at the Scott County Career & Technical Center. During the summer of 2019, robotic programs were purchased for Nickelsville Elementary, Rye Cove Intermediate, Shoemaker Elementary, and Yuma Elementary.

Instructional Technology Resource Teachers provided professional development during teacher planning times and afterschool to help teachers stay updated with the latest updates in not only the Google Suite but other instructional technology as well.



SCOTT COUNTY PUBLIC SCHOOLS

DUFFIELD PRIMARY SCHOOL

663 Duff Patt Hwy
Duffield, VA 24244
Phone: 276-431-2244 Fax: 276-431-2131
Greg Ervin, Principal (greg.ervin@scottschools.com)
Whitney Berry, Assistant Principal
Crystal McConnell, Guidance
Patricia Nash, Secretary

DUNGANNON INTERMEDIATE SCHOOL

113 Fifth Avenue
Dungannon, VA 24245
Phone: 276-467-2281 Fax: 276-467-2654
Jennifer Meade, Principal
(jennifer.meade@scottschools.com)
Alicia White, Assistant Principal
Judy Mullins, Guidance
Rebecca Turner, Secretary

FORT BLACKMORE PRIMARY SCHOOL

214 Big Stoney Creek Road
Fort Blackmore, VA 24250
Phone: 276-995-2471 Fax: 276-995-2654
Jennifer Meade, Principal
(jennifer.meade@scottschools.com)
Kari White, Assistant Principal
Judy Mullins, Guidance
Sherri Carter, Secretary

GATE CITY HIGH SCHOOL

178 Harry Fry Drive
Gate City, VA 24251
Phone: 276-386-7522 Fax: 276-386-2695
Mike Lane, Principal (mike.lane@scottschools.com)
Brent Roberts, Amy Saltee, Assistant Principals
Rebecca Baker, Kim Wilson, Guidance
Tracy Ferguson/Karen Blanton, Secretaries
Jenny Jordan, Guidance Secretary

GATE CITY MIDDLE SCHOOL

170 Harry Fry Drive
Gate City, VA 24251
Phone: 276-386-6065 Fax: 276-386-2556
Reagan Mullins, Principal
(reagan.mullins@scottschools.com)
Scottie Vermillion, Assistant Principal
Rhonda Williams, Guidance
Nikki Gardner / Shelia Mays, Secretaries

HILTON ELEMENTARY SCHOOL

303 Academy Road
Hilton, VA 24258
Phone: 276-386-7430 Fax: 276-386-3192
Kelsey Taylor, Principal (kelsey.taylor@scottschools.com)
Sarah Medukas, Assistant Principal
Andrea Lawson, Guidance
Robin Hall, Secretary

NICKELSVILLE ELEMENTARY SCHOOL

P.O. BOX 136/11415 Nickelsville Hwy
Nickelsville, VA 24271
Phone: 276-479-2676 Fax: 276-479-2121
Tracy Stallard, Principal (tracy.stallard@scottschools.com)
Christy Miller, Assistant Principal
Judy Mullins, Guidance
Robin Bond, Secretary

RYE COVE HIGH SCHOOL

164 Eagle's Nest Lane
Duffield, VA 24244
Phone: 276-940-2701 Fax: 276-940-2277
Travis Nickels, Principal (travis.nickels@scottschools.com)
James Carter, Assistant Principal
Lori Bush, Guidance
Rebecca Statzer/Teresa Shupe, Secretaries
Susan Carter, Guidance Secretary

RYE COVE INTERMEDIATE SCHOOL

158 Memorial School Lane
Duffield, VA 24244
Phone: 276-940-2322 Fax: 276-940-4161
Chris Stapleton, Principal
(chris.stapleton@scottschools.com)
Adam Keith, Assistant Principal
Crystal McConnell, Guidance
Barbara Baker, Secretary

SHOEMAKER ELEMENTARY SCHOOL

218 Shoemaker Drive
Gate City, VA 24251
Phone: 276-386-7002 Fax: 276-386-7932
Renee Dishner, Principal (renee.dishner@scottschools.com)
Milly Leighton, Assistant Principal
Stacy Wood, Assistant Principal
Amber Mullins, Guidance
Pam Flanary / Kristi Rusek, Secretaries

TWIN SPRINGS HIGH SCHOOL

273 Titan Lane
Nickelsville, VA 24271
Phone: 276-479-2185 Fax: 276-479-3103
Jordan Mullins, Principal (jordan.mullins@scottschools.com)
Tracy Garrett, Assistant Principal
Bridgette Rose-Barnette, Guidance
Norma Casteel/Lana Culbertson/Secretaries
Sheila Nash, Guidance Secretary

WEBER CITY ELEMENTARY SCHOOL

322 Jennings Street
Weber City, VA 24290
Phone: 276-386-7981 Fax: 276-386-9289
Cindy Dorton (cindy.dorton@scottschools.com)
Laura Pyne, Assistant Principal
Andrea Lawson, Guidance
Jackie Willis, Secretary

YUMA ELEMENTARY SCHOOL

130 Grover Cleveland Lane
Gate City, VA 24251
Phone: 276-386-3109 Fax: 276-386-3274
Valerie Babb, Principal (valerie.babb@scottschools.com)
Amber Smith, Assistant Principal
Susan Wolfe, Guidance
Sherry Bridwell, Secretary

SCOTT COUNTY CAREER & TECHNICAL CENTER

387 Broadwater Avenue
Gate City, VA 24251 (ralph.quesinberry@scottschools.com)
Phone: 276-386-6515 Fax: 276-386-2852
Ralph Quesinberry, Career & Technical Director
Stephen Taylor, Assistant Principal